

8

7

6

5

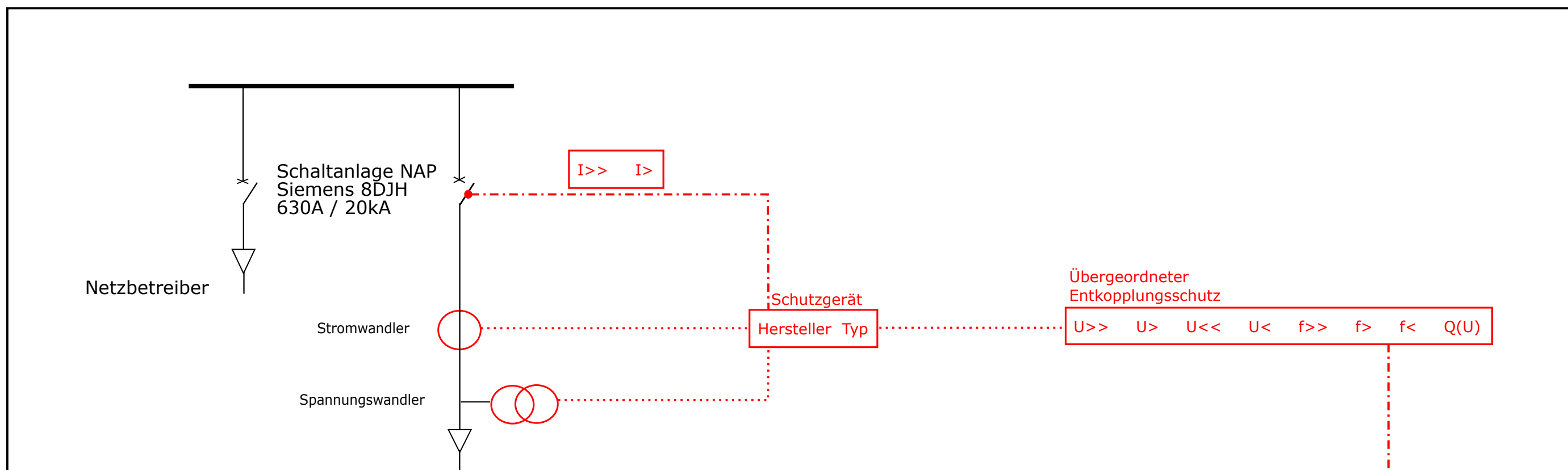
4

3

2

1

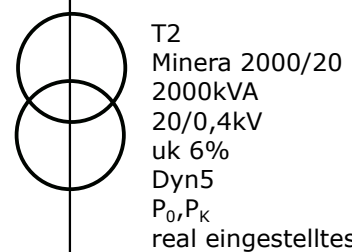
Übergabestation



Sammelschiene



NA2XS(F)2Y
1x3x150mm² 40m



Schneider Electric
MTZ2-32H1
3200A / 66kA

NY 12m
6x1x300mm² L1-L3
2x1x300mm² PEN

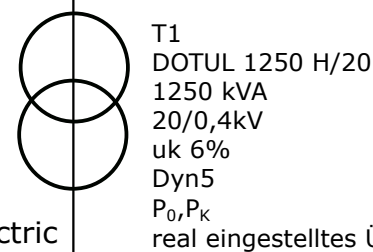
Entkopplungsschutz
der Erzeugungseinheit
U>> U> U<< U< f>> f> f<

Siemens
WLII 3200N
3200A / 66kA



BHKW 2
1500 kW
Generatortyp
Motortyp
IBN 2020

NA2XS(F)2Y
1x3x150mm² 60m



Schneider Electric
MTZ2-32H1
3200A / 66kA

NY 12m
6x1x185mm² L1-L3
2x1x185mm² PEN

Entkopplungsschutz
der Erzeugungseinheit
U>> U> U<< U< f>> f> f<

ABB
SACE Tmax T7S
1600A / 50kA



BHKW 1
800 kW
Generatortyp
Motortyp
IBN 2014

Zwischengelagerter Schutz
der Erzeugungseinheit

U>> U> U<< U< f>> f> f<

Schneider Electric
Typ
[...] A / [...] kA

NY 12m
3x1x120mm² L1-L3
1x1x120mm² PEN

PV
3x 10 kW
SMA SMC10000TL-10
IBN 2010

NY 8m
3x1x120mm² L1-L3
1x1x120mm² PEN

PV
1x 8 kW
SMA STP 8000TL-10
IBN 2011

NY 8m
3x1x120mm² L1-L3
1x1x120mm² PEN

NY 8m
3x1x120mm² L1-L3
1x1x120mm² PEN

PV
1x 15 kW
SMA STP 15000TL-10
IBN 2011

8

7

6

5

4

3

2

1